

Scavenger Hunt




Log into your Voces title and answer the questions below. Circle the correct answer for the multiple-choice questions and, for the other questions, write your answer in the space provided. Now, explore and discover Voces!


1. HOW MANY UNITS ARE THERE? **4** **6** **10**

2. WHAT ICON DO YOU USE TO ACCESS ASSIGNMENTS?   

3. WHICH VIEW IS NOT AN OPTION WHEN VIEWING ASSIGNMENTS?   
list *calendar* *grid*


4. YOU NEED TO SEND A MESSAGE TO YOUR TEACHER. WHERE DO YOU GO?  *To the Communication tab and then the Mail icon*

4. YOU NEED TO SEND A MESSAGE TO YOUR TEACHER. WHERE DO YOU GO?  *To the Help tab and then the Email Voces icon*

 *To the Assignments tab and then the Switch to Calendar View icon*

5. YOU NEED TO LOG OUT. WHERE DO YOU CLICK?  *On the icon in the upper left-hand corner of the screen*

5. YOU NEED TO LOG OUT. WHERE DO YOU CLICK?  *On the icon in the middle of the screen*

5. YOU NEED TO LOG OUT. WHERE DO YOU CLICK?  *On the icon in the upper right-hand corner of the screen*



The log-out button in the upper right-hand corner of the page.

6. AFTER COMPLETING AN ACTIVITY, WHAT BUTTON DO YOU CLICK ON?



The "Save & Submit" button at the bottom of the page.



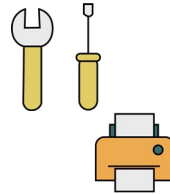
Nothing. The system automatically submits your work.

7. IN THE INTRODUCTION SECTION, UNDER STUDENT RESOURCES, THERE IS A PAGE TITLED...

Try It Out!
Sample
Activities

Teacher
Resource
Activity

Student
How-To



The Tools tab and then the Print icon

8. YOU WANT TO PRINT A PAGE. WHAT DO YOU CLICK ON?



The GameCenter tab and then the You Decide! icon



The Assignment tab and then any assignment

9. HOW MANY GAMES ARE IN THE GAME CENTER?

4

6

3

10. ON WHICH PAGE CAN YOU FIND A SUMMARY OF YOUR SCORES FOR THE CURRENT UNIT OR CHAPTER?

Recursos
del
estudiante

Vocabulario
para enseñar
en internet

Resumen
de trabajo

11. NAME A PAGE THAT ALLOWS YOU TO RECORD YOUR VOICE.

12. NAME A PAGE (ANY PAGE) IN THE APPENDIX AND BRIEFLY DESCRIBE WHAT IS ON THAT PAGE.

13. NAME ONE  STATEMENT THAT YOU FIND ON AN ACTIVITY.

14. CLICK AROUND, FIND A VIDEO, AND DESCRIBE THE VIDEO IN FIVE WORDS.

15. CLICK AROUND, FIND A PICTURE, AND DESCRIBE THE PICTURE IN FIVE WORDS.

16. CLICK AROUND, FIND A PANORAMA, AND DESCRIBE IT IN FIVE WORDS.

17. CLICK AROUND, FIND A WORD IN THE TARGET LANGUAGE, AND WRITE DOWN THE WORD AND ITS ENGLISH TRANSLATION.

Answer Key

1. 6

2. THE STAR ICON

3. GRID

4. TO THE COMMUNICATION TAB AND THEN THE MAIL ICON

5. ON THE ICON IN THE UPPER RIGHT-HAND CORNER OF THE SCREEN

6. THE “SAVE & SUBMIT” BUTTON AT THE BOTTOM OF THE PAGE.

7. TRY IT OUT! SAMPLE ACTIVITIES

8. THE TOOLS TAB AND THEN THE PRINT ICON

9. 6

10. RESUMEN DE TRABAJO