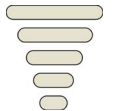
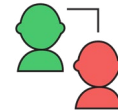


# Scavenger Hunt

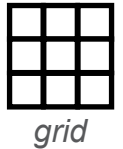


Log into your Voces title and answer the questions below. Circle the correct answer for the multiple-choice questions and, for the other questions, write your answer in the space provided. Now, explore and discover Voces!

**1. WHAT ICON DO YOU USE TO ACCESS ASSIGNMENTS?**



**2. WHICH VIEW IS NOT AN OPTION WHEN VIEWING ASSIGNMENTS?**




**3. YOU NEED TO SEND A MESSAGE TO YOUR TEACHER. WHERE DO YOU GO?**



*To the Communication tab and then the Mail icon*



*To the Help tab and then the Email Voces icon*



*To the Assignments tab and then the Switch to Calendar View icon*

**4. YOU NEED TO LOG OUT. WHERE DO YOU CLICK?**



*On the icon in the upper left-hand corner of the screen*



*On the icon in the middle of the screen*



*On the icon in the upper right-hand corner of the screen*




The log-out button in the upper right-hand corner of the page.

5. AFTER COMPLETING AN ACTIVITY, WHAT BUTTON DO YOU CLICK ON?



The "Save & Submit" button at the bottom of the page.



Nothing. The system automatically submits your work.

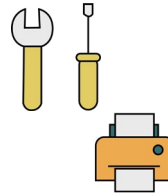
6. IN THE INTRODUCTION SECTION, UNDER STUDENT RESOURCES, THERE IS A PAGE TITLED...

Try It Out!  
Sample  
Activities


Teacher  
Resource  
Activity

Student  
How-To

7. YOU WANT TO PRINT A PAGE. WHAT DO YOU CLICK ON?



The Tools tab and then the Print icon



The GameCenter tab and then the You Decide! icon



The Assignment tab and then any assignment

8. HOW MANY GAMES ARE IN THE GAME CENTER?

4

6

3

9. ON WHICH PAGE CAN YOU FIND A SUMMARY OF YOUR SCORES FOR THE CURRENT UNIT OR CHAPTER?

Recursos  
del  
estudiante

Vocabulario  
para enseñar  
en internet

Resumen  
de trabajo

**10. NAME A PAGE THAT ALLOWS YOU TO RECORD YOUR VOICE.**

---

**11. CLICK AROUND, FIND A WORD IN THE TARGET LANGUAGE, AND WRITE DOWN THE WORD AND ITS ENGLISH TRANSLATION.**

---

**12. NAME ONE  STATEMENT THAT YOU FIND ON AN ACTIVITY.**

---

**13. CLICK AROUND, FIND A VIDEO, AND DESCRIBE THE VIDEO IN FIVE WORDS.**

---

**14. CLICK AROUND, FIND A PANORAMA, AND DESCRIBE IT IN FIVE WORDS.**

---

# Answer Key

- 1. THE STAR ICON**
- 2. GRID**
- 3. TO THE COMMUNICATION TAB AND THEN THE MAIL ICON**
- 4. ON THE ICON IN THE UPPER RIGHT-HAND CORNER OF THE SCREEN**
- 5. THE “SAVE & SUBMIT” BUTTON AT THE BOTTOM OF THE PAGE.**
- 6. TRY IT OUT! SAMPLE ACTIVITIES**
- 7. THE TOOLS TAB AND THEN THE PRINT ICON**
- 8. 6**
- 9. RESUMEN DE TRABAJO**